




Welcome to CareScout Insurance!


As we begin our journey together, we invite you to take the first step in the process and create an account in our customer portal, MyCareScout.

What can you do with a MyCareScout account?




Make payments

Make individual, one-time payments or set up recurring, automatic payments.



View policy information

Find important information about your policy and benefits any time you need online.



Manage documents

Securely send and receive documents, as well as download blank forms.

How do you register for a MyCareScout account?

To get started, [join us here](#). Follow the 5 steps below to get registered.

1 **Enter key details**

Provide us with the following details:

- Policy/Contract number
- The last 4 digits of your SSN
- Date of birth
- Mobile phone number

2 **Verify your identity**

You will receive a text with a link to verify your identity. Once successfully completed, you can move on with the rest of the registration process.

3 **Create your login credentials**

Enter your name and email associated with the policy. Then create the username and password you will use to access your account.

4 **Provide consent**

Review and acknowledge the Digital Consent Agreement. This is required to create a MyCareScout account.


5 **Review and submit**

Finally, review all the information you entered for accuracy. If everything is correct, click "Submit" to complete registration and begin using MyCareScout!


Register today and get what you need when you need it, 24/7.

Get started


Other helpful MyCareScout features¹:

**Manage third-party designee(s)**


Setting up third-party designees can help make the process of allowing loved ones to help much easier.

**Add authorized user(s)**

Setting up authorized users can help make the process of allowing loved ones to help much easier.

**Choose communication preferences**

Prefer paperless communications? Want to receive alerts straight to your mobile phone? There are options about how we communicate information to you about your policy.

**Update your personal details**

Update your personal information, including your name, address, email, phone number, and more.